

VR's Annual General Meeting

Wednesday, 29 March, 2023 at 7:30 pm

VR

What do I need?



Computer or another smart device



A speaker or headphones



A webcam



Good internet connection



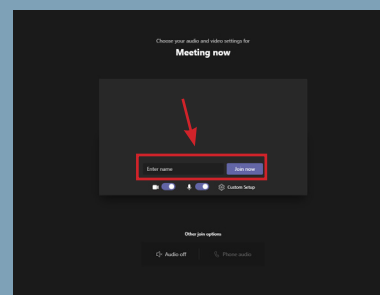
Electronic ID

To join the meeting

To join the meeting, you must log in to My pages on vr.is using your **electronic ID**. There you will find a link to the meeting, which is held on Microsoft Teams. You can join the meeting through your browser or by downloading the Teams app.

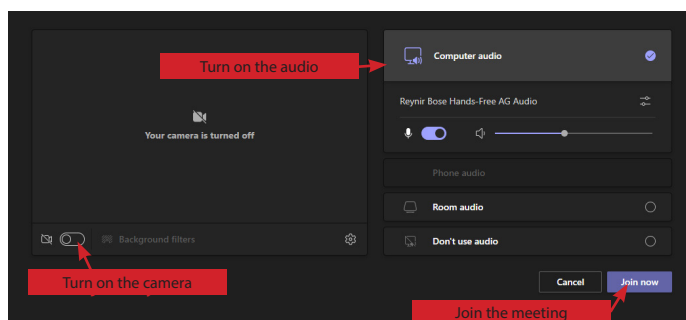
*If you do not already have the Teams app on your computer/device, it will suggest you download the app.

It is important to use your full name. Those who join the meeting through their browser will be able to register their name. The name should appear automatically in the app.



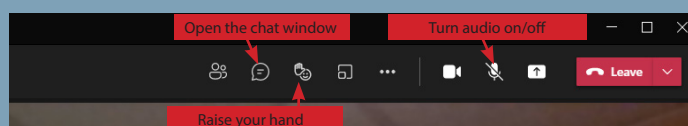
Audio and camera settings

When you join the meeting through the app you have to select computer audio. You can choose whether you want to turn on your camera or not.



After you have joined the meeting you can again choose whether you want to have your camera on or off. You can also adjust the audio. We ask you to keep your microphone turned off during the meeting, unless you would like to speak.

If you would like to speak, use the yellow hand emoji.



Online voting

In the event of an online voting, the options will appear on your screen. The moderator of the meeting will also go through the options.

If you are experiencing technical issues, you can contact our IT helpline – **8201700**